

Binns

Cloak &
Changing Room
Systems



The series comprises eighteen different arrangements of seating and shelving with either captive hangers or hooks for clothes storage.

Free standing island and wall mounted units are available to suit a wide range of applications.

A module of 49 1/4", from center to center of bracket is the basis of the series. Special length units can be made to order.

Description and Specifications:

Steel Supports: 2 3/8 x 1 3/16 x .05 inch flat oval lozenge hollow section vertically and 2 3/8 x 3/4 x .05 inch rectangular hollow section horizontally in standards and seat supports. Available in black, white, brown, grey, red and yellow. Special colors available upon request.

Shoe Trays: 1 1/16 x 1 1/16 x .10 inch steel weldmesh, welded into frame. Colors to match frame.

Hanger rail and tie rails: 1" OD wall .080" tubular steel.

Coat Hangers: 'UL' approved 'Noryl 215' fire resistant structural foam or 1/4" steel rod hangers.

Seat and shelf slats: 3" x 1 1/4" flat oval white ash in standard 101" and 51 1/2" lengths. Special lengths can be made to order.

Slats sprayed with two coats of acid catalyzed clear semi-matt lacquer, polished between coats. Steel slats may be substituted when conditions make wood unsuitable.

Installation Options

Units are delivered in components form for site assembly.

Brackets, standards and/or seat supports are fixed to the wall/floor at not more than 49" centers.

Wood slats for seats and shelves are fixed with round head screws. These slats are stocked in length to suit either single units at 51 1/2" nominal lengths or double units 101" nominal length.

For units longer than 101", slats will have to be butt jointed at a wall bracket/seat support.

All benches can be bolted to floor with supplied brackets.



Model VZ 2

Accessories

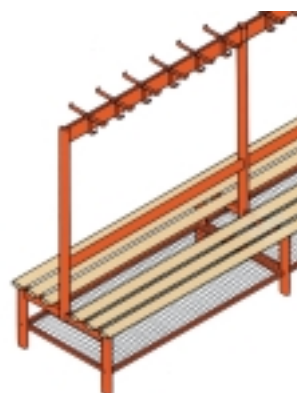
Adjustable feet and casters for free-standing units.

Corner plates for supporting wood when mitered in corners.

Numbering of hooks - Type VZ1 and VZ2 only.

Numbering of hangers.

Locking devices available.



VZ 1/2 Double sided island unit with hooks, bench seat, backrest and shoe shelf (option VZ2).



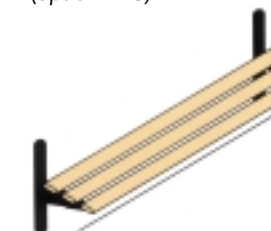
VZ 3/4 Double width island bench seat and shoe shelf (option VZ4).



VZ 5/6 Single width island bench and shoe shelf (option VZ6).



VZ 7/8 Wall bench unit for solid walls with shoe shelf (option VZ8).



VZ 7A Cantilever, wall bench unit (for solid walls only).



VZ 9/10 Wall bench unit for hollow or partition walls and shoe shelf (option VZ10).



VZ 11 Wall unit with single row of hangers and shelf (for solid walls).



VZ 12 Wall unit with single row of hangers, shelf and additional floor fixing.

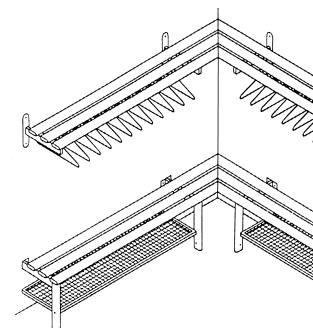


VZ 13 Single width island unit with single row of hangers and shelf.

VZ 14 Double sided island unit with two rows of hangers and shelf.



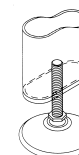
VZ 15/16 Double sided island unit with single row of hangers and double bench seats and shoe shelf (option VZ 16).



Corner Fixing Seat or shelf slats should be mitred on site and right-angled steel brackets can be supplied to support the joints. Shoe shelves normally stop at the seat supports nearest the corner.



Floor Fixing Units are supplied with concealed brackets for screwing to floor.



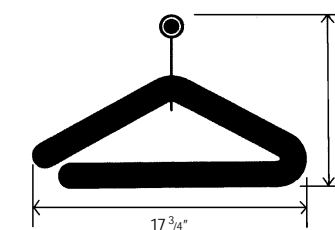
Adjustable Feet To accommodate variations in floor levels. Maximum adjustment 1.2".



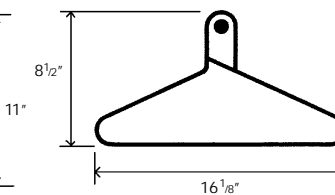
Free Standing Units are supplied with plastic feet.



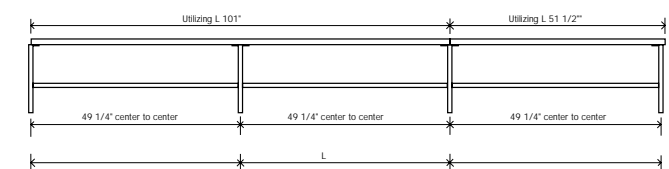
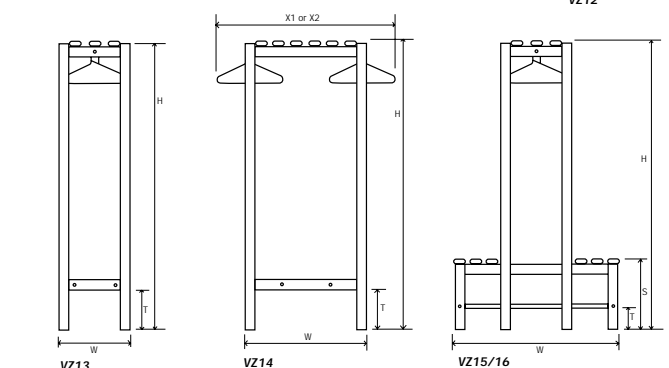
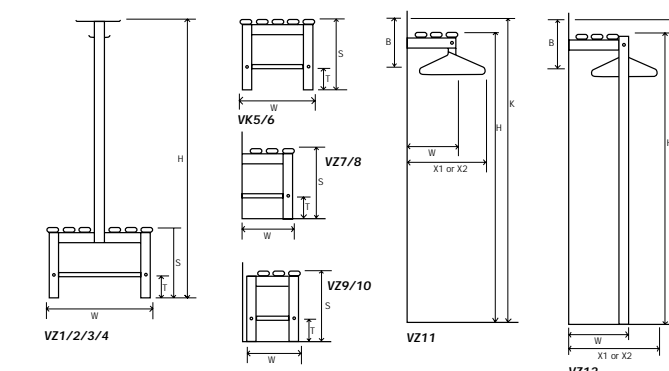
Casters For mobile units, twin wheel lockable casters can be supplied.



VZ Molded Hanger



VZ Steel Rod Hanger
Dimension X1 for units with NV type molded hangers. Dimension X2 for units with VZ type steel rod hangers.



Dimensions

| | HEIGHT | | | | WIDTH | | | |
|-------------|---------|---------|---------|---------|---------|---------|---------|---------|
| | B | H | K | S | T | W | X1 | X2 |
| VZ 1/2 | | 67" | | 17 1/4" | 5 1/2" | 26" | | |
| VZ 3/4 | | | | 17 1/4" | 5 1/2" | 26" | | |
| VZ 5/6 | | | | 17 1/4" | 5 1/2" | 18 1/2" | | |
| VZ 7A | | | | 17 1/4" | | 13" | | |
| VZ 7/8/9/10 | | | | 17 1/4" | 5 1/2" | 13" | | |
| VZ 11 | 11 3/4" | 70 1/4" | 73 1/2" | | | 13" | 20 1/4" | 19 1/2" |
| VZ 12 | 11 3/4" | 70 1/4" | 73 1/2" | | | 14 3/4" | 22 1/2" | 21 3/4" |
| VZ 13 | | 70 1/4" | | | 11 1/4" | 17 1/4" | | |
| VZ 14 | | 70 1/4" | | | 11 1/4" | 29 1/2" | 45" | 43 1/4" |
| VZ 15/16 | | 70 1/4" | | 17 1/4" | 5 1/2" | 41 1/4" | | |

Description

Hooks may be ordered for individual mounting or as multiple hooks and spacers mounted together in any number that you require. You can choose either coat hooks (W) or hat & coat hooks (H). To order multiple hooks and spacers you must indicate number of hooks, hook type and spacer size using designations below. Refer *How to Specify* below for details.

Single Hook – Used for individual hooks mounted seperately: an epoxy coated red, yellow, black, brown, antique white, or white extruded aluminum, polished bright brass and silver anodized aluminum with ABS plastic mounting block and concealed set screw.

Multiple hooks and spacers – Used for continuous hooks mounted together: available in epoxy coated red, antique white, yellow, black, brown or white extruded aluminum and silver anodized aluminum. Other colors available upon request.

Mounting backplates: natural aluminum.

End Caps: grey or black nylon.

Installation options —

Spacers available in standard 3" lengths (no designation) or 6¾" lengths (designate #170) to make centers of 3¾" and 7½".

How to specify —

Single Hook: V1/W or V1/H

Coat Hook: Suffix W

Hat and Coat Hook: Suffix H

Alternate Hat and Coat Hook/Coat Hook: Suffix HW

Spacers: Must specify requested length and color per unit.

Hooks: Must specify number of hooks and color required per unit.

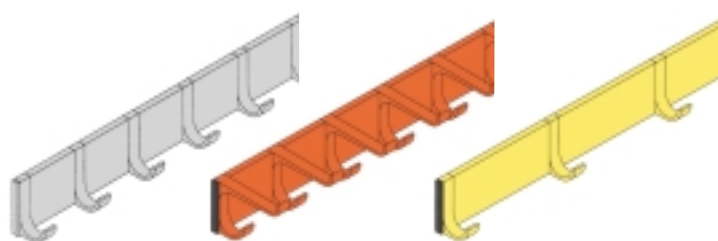

Specify the quantity and type of hook and spacers required, the overall length and color.

All units are supplied with mounting back-plates, end pressure plates, end caps and illustrated instructions.

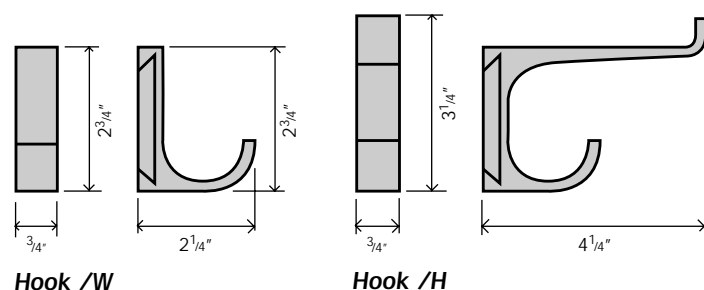
Examples for specifying:

SINGLE HOOKS:
V1/W or V1/H
1 coat hook or
1 hat & coat hook

Multiple Hooks:
V3/H170
3 hat & coat hooks,
6¾" spacers
or
V32/WH
32 alternating coat and
hat & coat hooks,
3" spacers
(3" spacers have
no designation)

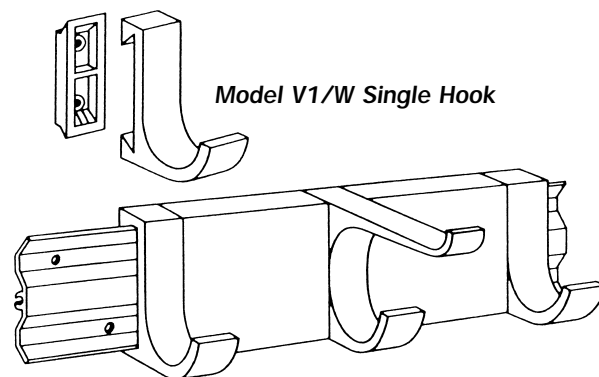


Model V#/W Model V#/H Model V#/H170
Note: #=number of hooks, W or H= hook type, 170=6¾" spacer, no designation=3" spacer

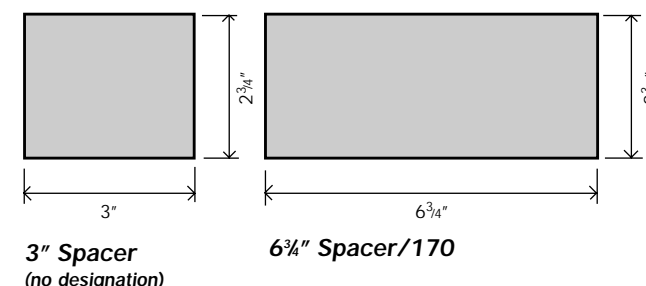


Hook /W

Hook /H



Model V#/WH Note: #=number of hooks, WH=alternating hooks



3" Spacer
(no designation)

6¾" Spacer/170

No Length Restrictions • Contemporary Style Durable Aluminum Construction.

Sample Specifications

Section 10914

Part 1 - General

1.1 Provide and install coat hooks as specified.

Part 2 - Products

2.1 Manufacturer: Binns (specify multiple and/or single hooks model #) by GOF Ltd.,
76 Ethan Allen Drive, South Burlington, VT, 05403.
Phone: 802/655-7502 Fax: 802/655-4537.

2.2 Materials

- Individual coat hooks: Binns (specify type V1/W and/or V1/H single hooks). Epoxy coated extruded aluminum hook slides over ABS plastic mounting block and secured by concealed set screw.
- Multiple coat hooks: Binns V_ (# of hooks) with (specify 6¾" or 3") spacers in length noted on drawings.
Description: 1) Coat Hook: (specify type "W" or "H") aluminum extrusion (specify epoxy coated or silver anodized).
2) Spacers: aluminum extrusion (specify 6¾" or 3") color/finish to match hooks.
3) Mounting backplate: natural aluminum.
4) End pressure plates and nylon end caps.

C. Finish: (specify product) prefinished in color as selected by Architect from manufacturers available colors. Nylon end caps for multiple hooks to be in color as selected by architect from manufacturers available colors.

Part 3 - Execution

3.1 Installation

- General Requirements: Install hooks plumb and level per manufacturers instructions.
- Fasteners: Use fastening devices to secure hooks to wall construction which are appropriate for type of construction being mounted to.
- Location: As noted on drawings. Verify mounting height with Architect prior to installation.

END OF SECTION



Model V3/H170



Model V#/H170



Models V1/W & V1/H Single Hooks



Model V5/HW

NV SERIES MOUNTED COAT HANGER SYSTEM

Description:

Hangers and hooks slide in aluminum rails that can be mounted to a wall, suspended between walls or attached to a shelf or ceiling.

The hangers are held by flexible nylon straps making it easy to hang coats and other garments. The individual hangers and hooks slide along the rail and can not be easily removed.

The length of the units can be made to your requirements.

Specifications —

Hangers: 'UL' approved, 'Noryl 215' fire resistant structural foam, matt black.

Hanger straps and runners: Light grey or black nylon.

Rails: Silver anodized or epoxy coated black, yellow, red, brown or white extruded aluminum.

Wall Brackets: Epoxy coated light grey, black, yellow, red, brown or white extruded aluminum. Other colors available upon request.

Hooks: Light grey or black nylon.

End Caps: Black for colored rails. Light grey for silver rails.

Installation Options

- Type NV1-NV3 are slatted shelf units that mount to back wall using supplied wall brackets. NV1 have hangers only. NV2 have 1 to 3 rows of hooks. NV3 have both hangers and hooks.
- Type NV4 have hangers only (no shelf).
- Type NV5 have hooks only (no shelf).
- Type NV6 and NV8 are suspended between walls using supplied concealed brackets. Recommended span of 40" or less.
- Type NV7 and NV9 are attached to shelf or ceiling using supplied concealed brackets.
- Type NV10 unit is a single rail with hooks mounted to back wall using supplied concealed brackets.

Wall brackets are adjustable along the rail to suit site requirements. We recommend wall brackets to be fixed at not more than 40" centers. One hanger and/or hook will be supplied for every 4" of rail.

Rails are available in maximum lengths of 160". Rails can be joined at wall brackets using connector nuts.

All units are supplied with Allen keys and illustrated instructions.



No Length Restrictions • Contemporary Style Durable Aluminum Construction.

10914/BIN
BuyLine 4690

Accessories

Connector nuts for joining rails in straight line • Connector nuts for joining mitered rails to suit 90° corners • End brackets to fix ends of rails to return walls • Numbered hangers (Numbers are on face of hanger strap) • Locking devices available.

How to specify

Specify the type of unit required, the style of hanger or hook, the overall length and color.

Maintenance

Clean as necessary with water and mild detergent.

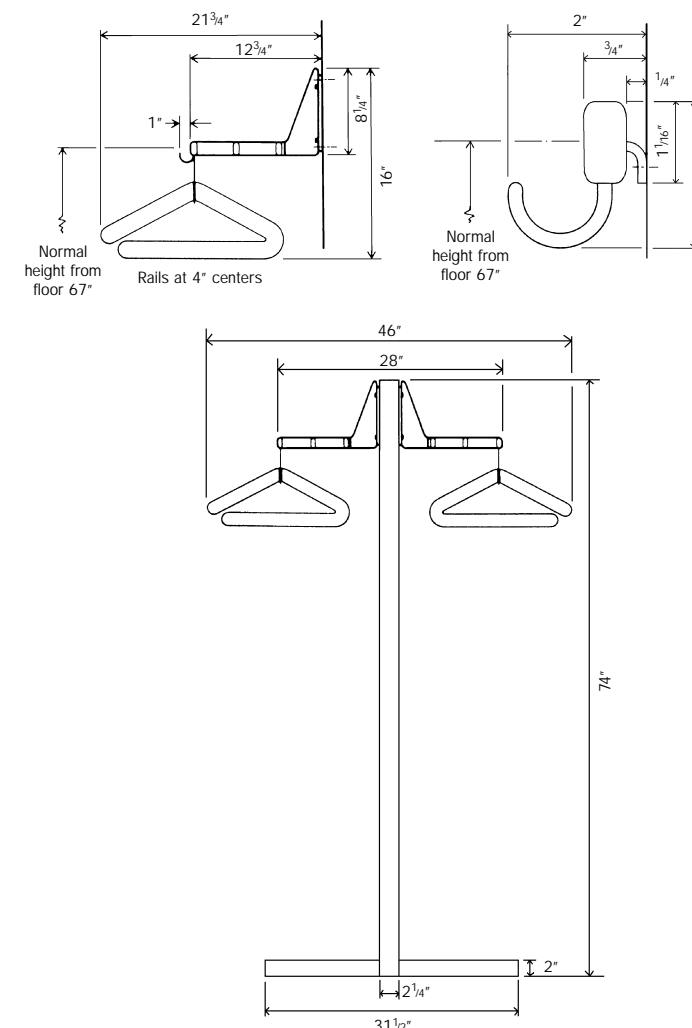
Free standing units

Free standing units using the same components as type NV1-NV5 are available. Free standing (F.S.A. type) 39" length double and single sided units are standard stock items. If requested, longer units of 78, 117 and 152 inches are available. The longer units have supports at 39" centers.

Colors available: brown, white, black, grey, red, white or yellow.

Units can be supplied on casters or for bolting down to floor.

Custom heights available.



Sample Specifications

Section 10914

Part 1 - General

1.1 Provide and install coat racks as specified.

Part 2 - Products

2.1 Manufacturer: Binns (specify Type NV1 - NV10) by GOF Ltd., 76 Ethan Allen Drive, South Burlington, VT, 05403. Phone: 802/655-7502 Fax: 802/655-4537.

2.2 Materials

A. Mounted coat hanger system: Binns (specify type NV1 - NV10) in length noted on drawings.

Description (specify components):

- 1) Extruded aluminum rails (specify silver anodized or epoxy coated).
- 2) Epoxy coated mild steel wall brackets.
- 3) Nylon hanger straps.
- 4) Nylon hooks.
- 5) Noryl 215 fire resistant structural foam hangers.
- 6) Nylon end caps.

C. Finish: (specify model number) prefinished in color as selected by Architect from manufacturers available colors.

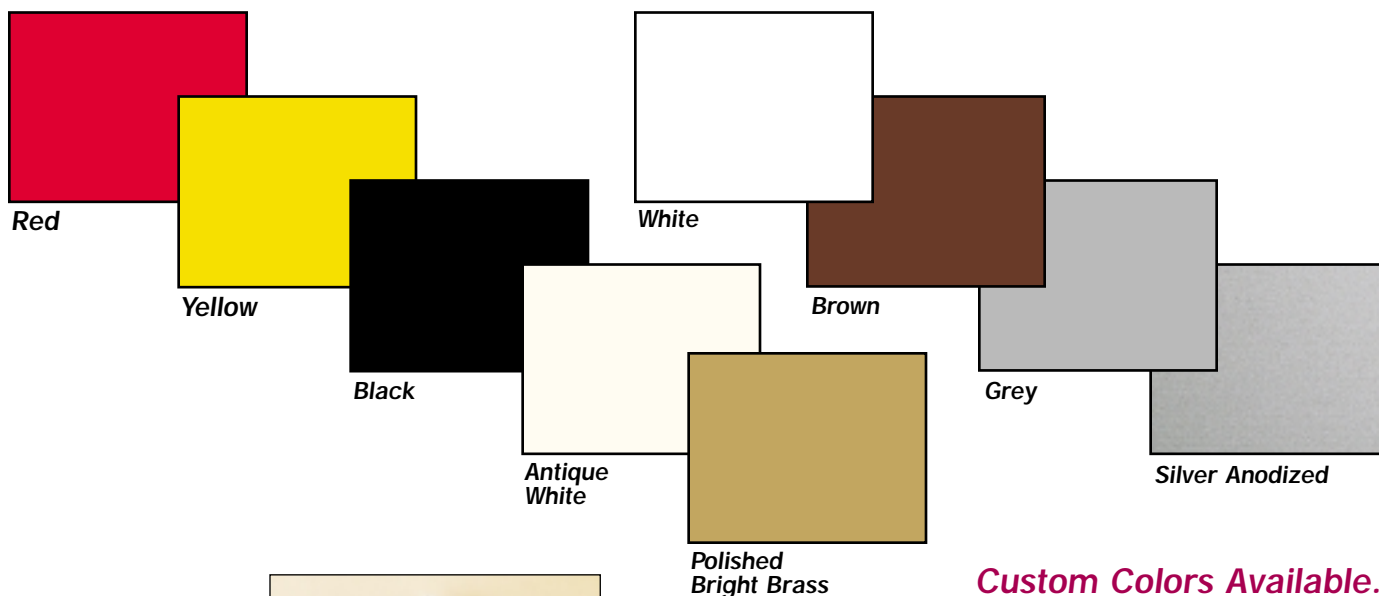
Part 3 - Execution

3.1 Installation

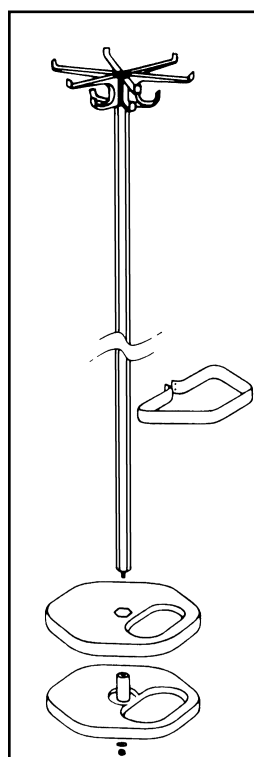
- A. General Requirements: Install units plumb and level per manufacturers instructions.
- B. Fasteners: Use fastening devices to secure hooks to wall construction which are appropriate for type of construction being mounted to.
- C. Location: As noted on drawings. Verify mounting height with Architect prior to installation.

END OF SECTION

COLORS + ACCESSORIES



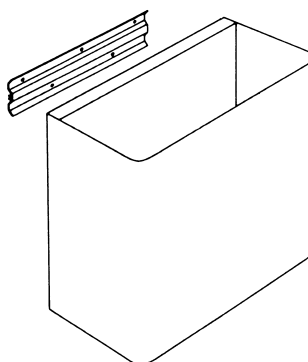
Custom Colors Available.



Hat & Coat Stand V/HS

Finish: Six hat and coat hooks, center column and umbrella ring in silver anodized aluminum, or red, yellow, brown and black epoxy coated aluminum. Base is covered with black ABS drip tray. Heavy cast iron base gives excellent stability.

| Dimensions | Inches |
|---------------|--------------------|
| Height | 67" |
| Max. Diameter | 14 $\frac{1}{2}$ " |

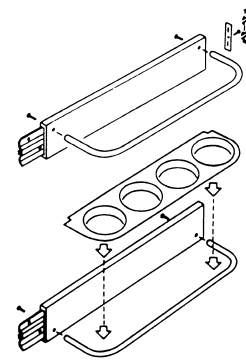


Waste Paper Basket V/WPB

Finish: Silver anodized aluminum or red, yellow, brown and black epoxy coated aluminum.

This basket is mounted on a wall plate and can be lifted off for emptying.

| Dimensions | Inches |
|----------------------|--------------------|
| Height | 12 $\frac{1}{4}$ " |
| Width | 12 $\frac{1}{2}$ " |
| Projection from wall | 6 $\frac{1}{4}$ " |




Wall Mounted Umbrella Stand V/WMU

Finish: Silver anodized aluminum or red, yellow, brown and black epoxy coated aluminum. Drip tray in black ABS.

| Dimensions | Inches |
|----------------------|--------------------|
| Height (recommended) | 19 $\frac{1}{2}$ " |
| Width | 16 $\frac{1}{8}$ " |
| Projection from wall | 4 $\frac{1}{2}$ " |

PRINTED IN U.S.A.



Binns

Cloak &
Changing Room
Systems

Exclusive North American Distributor:
GOF LTD.

U.S.A.

76 Ethan Allen Drive
So. Burlington, VT 05403
Tel: (802) 655-7502
Fax: (802) 655-4537

CANADA

105 Leacock, Pointe Claire,
Quebec, H9R 1H2
Tel: (514) 693-0069
Fax: (514) 693-0070

Email: info@binnsgof.com • www.binnsgof.com